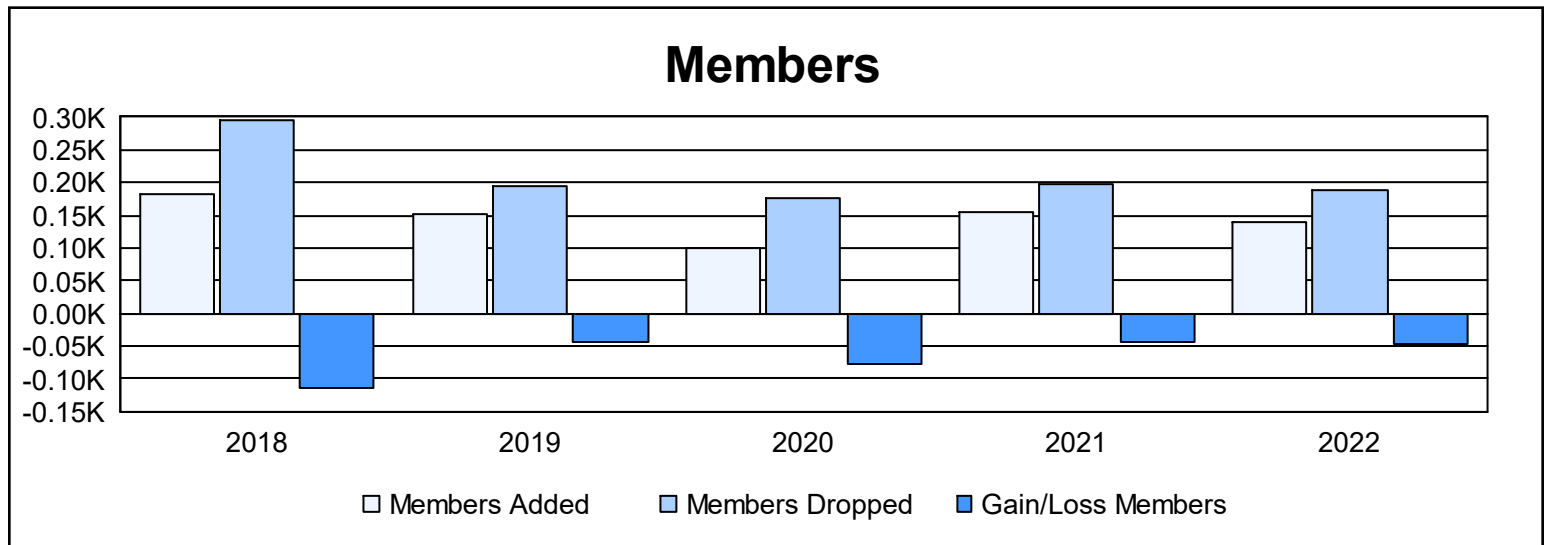
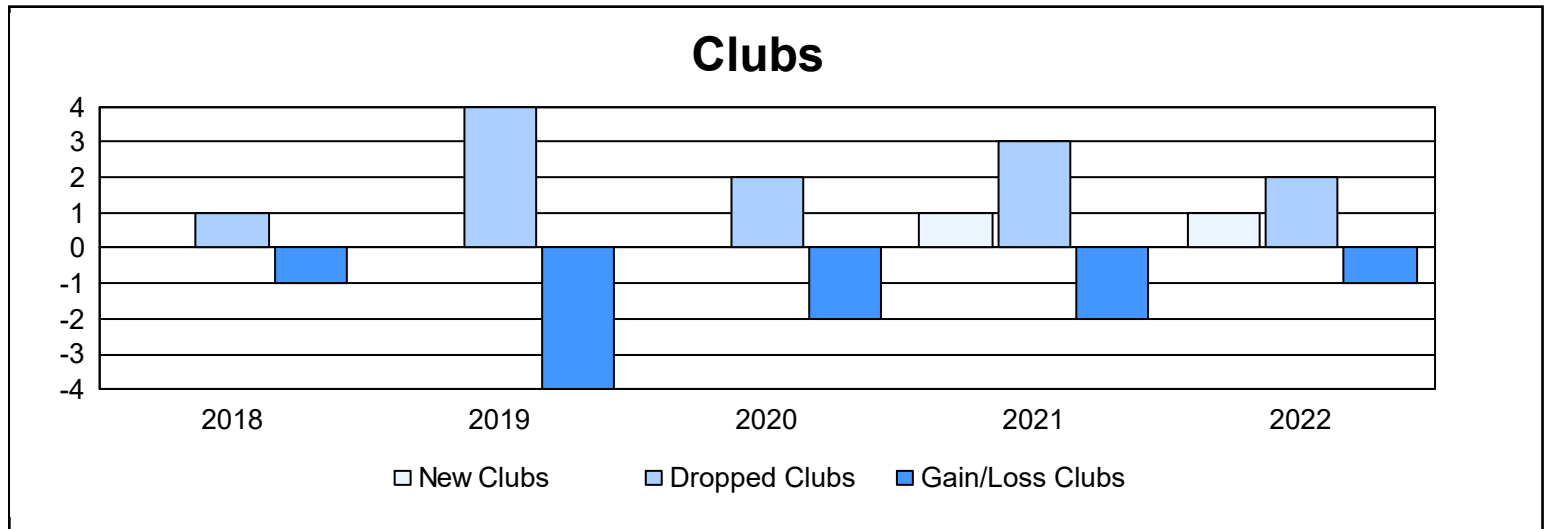
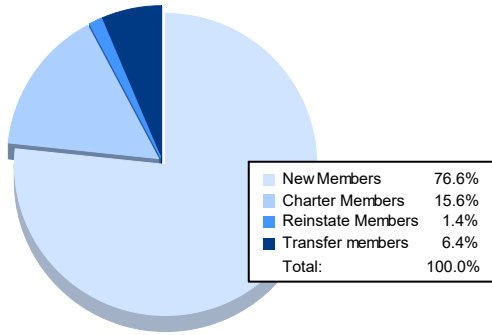


| Year | New Clubs | Dropped Clubs | Gain/ Loss Clubs | New Members | Charter Members | Reinstate Members | Transfer Members | Total Member Added | Total Members Dropped | Gain/ Loss Members |
|----------------|-----------|---------------|------------------|-------------|-----------------|-------------------|------------------|--------------------|-----------------------|--------------------|
| 2017-2018 | 0 | 1 | -1 | 148 | 7 | 7 | 19 | 181 | 296 | -115 |
| 2018-2019 | 0 | 4 | -4 | 128 | 0 | 13 | 11 | 152 | 195 | -43 |
| 2019-2020 | 0 | 2 | -2 | 88 | 0 | 7 | 5 | 100 | 176 | -76 |
| 2020-2021 | 1 | 3 | -2 | 115 | 29 | 4 | 6 | 154 | 197 | -43 |
| 2021-2022 | 1 | 2 | -1 | 108 | 22 | 2 | 9 | 141 | 188 | -47 |
| Average | 0 | 2 | -2 | 117 | 12 | 7 | 10 | 146 | 210 | -65 |



Membership Composition June 2022 Cumulative



Gender Composition June 2022 Cumulative

